



Signature Series Models

5/23/2017

This past month, I continued refining the cabinet design, circuit design, and chassis layout of my 45W flaship model (now called the Roseland). In addition, I went on to design two lower powered models based on the Roseland design. These include the 24W 'Starwood' and 12W 'Sugarland' models. All three models share the same voicings, construction, and essential design elements, but vary in power output and features. So, they form a consistent product line which I'm calling the Signature Series. The majority of the specs for these models are now defined, and I've presented them here in the following pages. Pricing has not yet been set for these models - this will happen over the next few months.

Mark Bartel

Signature Series Amplifiers

The Signature Series amplifiers are truly uncompromising designs that spare no expense to achieve the absolute finest in musicality, build quality, and artful design. Every detail is meticulously attended to with fine craftsmanship and inspired design. Here are a few key points to know about these new models:

- **Purist Design:** The Signature Series is based on the idea of achieving sonic purity through simplicity and traditional construction. This means all-tube circuits impeccably handwired with the finest components, simple, easy to use controls, and no extraneous features that would compromise the signal path.
- **Instrument Grade Cabinet:** The speaker cabinet design is the result of 25 years of research and development. It goes far beyond the limits of conventional cabinets by using fine solid woods and instrument-grade construction to deliver a soundfield with the lush depth, dimensionality, and vibrant, engaging presence of an acoustic instrument. These cabinets are finely tuned and built with the highest level of craftsmanship, much like an acoustic instrument.
- **Multi-Voice Preamp:** The innovative Multi-Voice preamp allows you to dial in an incredibly wide range of classic vintage tones using only the Bass and Treble controls. Voicings span from the sparkling, transparent clean tone of a Super Reverb with plenty of clean headroom, to a thick, beefy Tweed tone with that classic Tweed breakup, to a Plexi crunch with swirling harmonics that stays tight no matter how hard you hit it.
- **Innovative Master Volume:** The master volume circuit delivers an astonishingly natural sound and feel at even very low volume. It operates on a different principle than a traditional master volume, and is based on the saturation properties of the interstage-transformer coupled phase inverter. The result is an ideal solution to volume reduction, as it delivers the immediacy and presence of a traditional master volume (which can be lost with an attenuator) along with the natural overdrive tone, subtle compression, and 'feel' of playing a cranked amp which is lost with a traditional master volume circuit.



NEXT PAGE 

Roseland: 45W All-Tube 1x12 Combo with Instrument Grade Cabinet

Configuration	1x12 Combo
Build Method	Handwired, Turret Board
Tube Complement	3x12AX7A, 2x12AU7, 1x12AT7, 2x6L6GC, 1x5AR4
Dimensions	25-1/4" (W) x 19" (H) x 11-3/4" (D)
Weight	Approx. 45lbs

Preamplifier

Channels	1
Controls	Volume, Treble, Bass
Description	Unique Multi-Voice preamp delivers a wide range of voicings from shimmering, transparent Super Reverb-like cleans, to thick, beefy Tweed tones, to Plexi-like crunch, using only bass and treble controls.

Output Stage

Tube Type	2 x 6L6GC
Output Power	45W R.M.S.
Output Impedance	Selectable: 4, 8, 16 Ohms
Biasing	Fixed Bias. External test points and bias adjustment provided.

Reverb

Type	Tube Driven 2-Knob Spring Reverb
Pan Type	Full Size 2-spring
Tubes	Driver: 12AT7; Receiver 12AX7A
Controls	Dwell, Mix

Tremolo

Type	Tube Driven, Bias Modulation Tremolo
Tubes	Oscillator: 12AX7A
Controls	Rate, Depth

Cabinet

Description	Handcrafted solid-wood cabinet is designed to impart the tonal qualities of a fine acoustic instrument and built with a level of craftsmanship that far exceeds conventional speaker cabinets. The result is a tone that combines exceptional depth, richness, and dimension with a vivid, engaging presence.
Cabinet Body	Solid Pine, Finger Jointed
Baffle Board	Stress-Free, Solid Pine, Multi-Section, with Mahogany Speaker Flange
Body Construction	Monocoque construction - unified body/baffle
Tolex Glue	Traditional Hide Glue, 315gm
Interior Coating	Proprietary recipe
Speaker	12", TBD

Master Volume

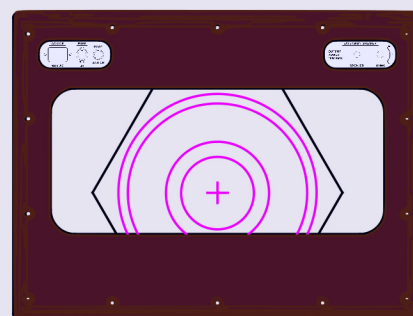
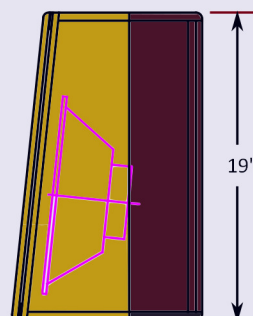

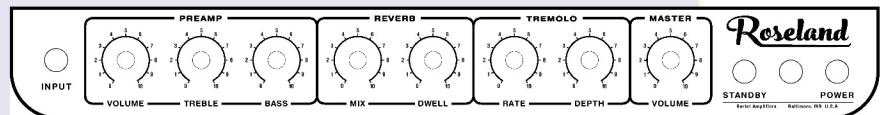
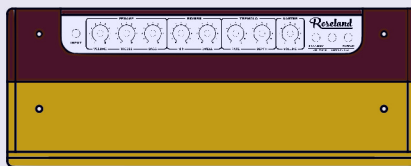
Description	Innovative master-volume circuit provides the best of both worlds in volume management - the crisp presence and immediacy of a traditional master volume with the natural overdrive tone, subtle compression, and tactile response that is usually only available with a good attenuator.
--------------------	---

Power Supply

Type	Tube Rectified
Tubes	5AR4

Footswitch

Type	2-Button Footswitch w/ LED Indicators
Functions	Reverb, Tremolo on/off
Cable	Removable, TRS connections



25 1/8"

11 3/4"

19"

NEXT PAGE



Starwood: 24W All-Tube 1x12 Combo with Instrument Grade Cabinet

Configuration 1x12 Combo
Build Method Handwired, Turret Board
Tube Complement 3x12AX7A, 2x12AU7, 1x12AT7
 2x[TBD], 1x5AR4
Dimensions 22-1/2" (W) x 18" (H) x 11" (D)
Weight TBD

Preamplifier

Channels 1
Controls Volume, Treble, Bass
Description Unique Multi-Voice preamp delivers a wide range of voicings from shimmering, transparent Super Reverb-like cleans, to thick, beefy Tweed tones, to Plexi-like crunch, using only bass and treble controls.

Output Stage

Tube Type TBD (note: 2xKT66 and 2x5881 are currently being considered)
Output Power 24W R.M.S.
Output Impedance Selectable: 4, 8, 16 Ohms
Biasing Cathode Bias

Power Supply

Type Tube Rectified
Tubes 5AR4

Reverb

Type Tube Driven 2-Knob Spring Reverb
Pan Type Full Size 2-spring
Tubes Driver: 12AT7; Receiver 12AX7A
Controls Dwell, Mix

Cabinet

Description Handcrafted solid-wood cabinet is designed to impart the tonal qualities of a fine acoustic instrument and built with a level of craftsmanship that far exceeds conventional speaker cabinets. The result is a tone that combines exceptional depth, richness, and dimension with a vivid, engaging presence.

Cabinet Body Solid Pine, Finger Jointed

Baffle Board Stress-Free, Solid Pine, Multi-Section, with Mahogany Speaker Flange

Body Construction Monocoque construction - unified body/baffle

Tolex Glue Traditional Hide Glue, 315gm

Interior Coating Proprietary recipe

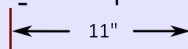
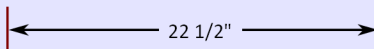
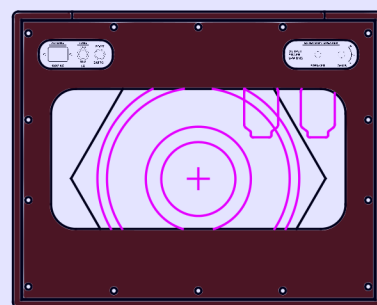
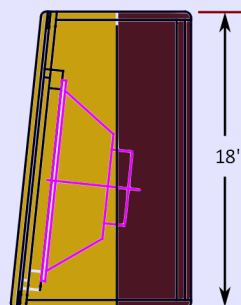

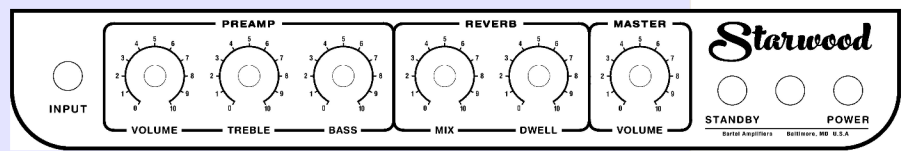
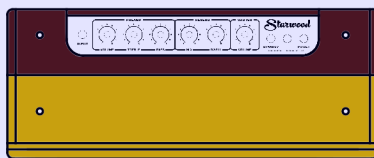
Speaker 12", TBD

Master Volume

Description Innovative master-volume circuit provides the best of both worlds in volume management - the crisp presence and immediacy of a traditional master volume with the natural overdrive tone, subtle compression, and tactile response that is usually only available with a good attenuator.

Footswitch

Type 1-Button Footswitch w/ LED Indicator
Function Reverb on/off
Cable Removable, 1/4" connections



NEXT PAGE



Sugarland: 12W All-Tube 1x12 Combo with Instrument Grade Cabinet

Configuration	1x12 Combo
Build Method	Handwired, Turret Board
Tube Complement	2x12AX7A, 2x12AU7, 2x6V6GT, 1x5Y3GT
Dimensions	20" (W) x 17" (H) x 10-1/2" (D)
Weight	TBD

Preamplifier

Channels	1
Controls	Volume, Treble, Bass

Description Unique Multi-Voice preamp delivers a wide range of voicings from shimmering, transparent Super Reverb-like cleans, to thick, beefy Tweed tones, to Plexi-like crunch, using only bass and treble controls.

Output Stage

Tube Type	2 x 6V6GT
Output Power	12W R.M.S.
Output Impedance	8 Ohms
Biasing	Cathode Bias

Power Supply

Type	Tube Rectified
Tubes	5Y3GT

Line Out

Function	Line level output for driving a recording device or P.A.
Level	-10dbu
Impedance	10K Ohms

Cabinet

Description Handcrafted solid-wood cabinet is designed to impart the tonal qualities of a fine acoustic instrument and built with a level of craftsmanship that far exceeds conventional speaker cabinets. The result is a tone that combines exceptional depth, richness, and dimension with a vivid, engaging presence.

Cabinet Body Solid Pine, Finger Jointed

Baffle Board Stress-Free, Solid Pine, Multi-Section, with Mahogany Speaker Flange

Body Construction Monocoque construction - unified body/baffle

Tolex Glue Traditional Hide Glue, 315gm

Interior Coating Proprietary recipe

Speaker 12", TBD

Master Volume

Description Innovative master-volume circuit provides the best of both worlds in volume management - the crisp presence and immediacy of a traditional master volume with the natural overdrive tone, subtle compression, and tactile response that is usually only available with a good attenuator.

